

# Part 1

## TEST FORMAT




In this part, you will learn about the length and structure of the test. You will also learn about computer adaptive testing and how it affects your test experience.

## Test Length

You will need about one hour of uninterrupted time to take the Duolingo English Test.

### Test Structure



Once you begin the test, you will be guided through three stages:

#### Section 1: Introduction and onboarding ~5 minutes

You will complete a tech check (to confirm your computer's camera, speakers, and microphone are working properly), submit your ID, and review the test rules and requirements.

#### Section 2: Adaptive test ~45 minutes

Unlike other tests, the Duolingo English Test is not divided into distinct sections, each assessing a different skill. You will answer a series of different question types that assess all four language skills i.e. speaking, writing, reading and listening, in this section of the test (see the table below for the sequence of questions). The difficulty level of many of the questions will change based on your performance.



Sequence	Question type	Frequency
1	Read and Select*	1 set of 15-18 words
2	Fill in the Blanks*	1 set of 6-9 sentences
3	In random order: Read and Complete* Read Aloud* Listen and Type*	3-6 3-6 6-9
4	Interactive Reading*	2 sets of 6 questions
5	Interactive Listening*	2 sets of 5-6 questions
6	Write About the Photo	3
7	Interactive Writing	1 set of 2 questions
8	Listen, Then Speak	2
9	Speak About the Photo	1
10	Read, Then Speak	1
11	Writing Sample	1
12	Speaking Sample	1

\*Questions which are adaptive

### Section 3: Writing Sample and Speaking Sample ~10 minutes

In the final section of the test, you will be given a question (one each for speaking and writing), that you must respond to at length. Institutions that receive your results will also receive your responses to these two questions, as samples of your English writing and speaking abilities.

### About Adaptive Testing

The Duolingo English Test is a computer adaptive test. This means the difficulty of many of the listening and reading questions changes based on your performance in the test. If you answer a question incorrectly, the next one will be easier. If you answer a question correctly, the next one will be more difficult. An AI engine grades the answers, and adapting questions in this way to match your individual skill level creates a more efficient test experience, as the test ends when the AI engine is confident in your score. So, if some questions seem easier or harder than others, not to worry - that is normal! Another feature of adaptive testing is the large question bank, which means that no matter how many times you take the test you are unlikely to encounter the same question twice. This ensures a secure and unique test experience for every test taker.

# Part 2

## QUESTION TYPES



In this part, you will learn about the different types of questions on the Duolingo English Test. There are 14 units, one for each question type.

Each unit begins with an **Overview** of the question type, which will show you:

- ✓ What the question looks like on the test
- ✓ How much time you have to prepare and/or respond
- ✓ How many times this question type appears in the test and when
- ✓ Whether or not the question selection is adaptive
- ✓ Which subscores are affected



This is followed by **Scoring**, with a brief explanation of how the question type is scored, and the assessment criteria for the extended speaking and writing questions. For more information about how questions are scored, please look at our Scoring Guide.

You will also learn some **Tips and Strategies** that will help you answer each question type, including information about:

- ✓ The types of images, passages or questions
- ✓ The length of passages or minimum word counts for writing, etc.
- ✓ How to interact with and respond to the question
- ✓ Language learning in relation to this question type
- ✓ Using a checklist to help you self-assess (for the extended speaking and writing questions)



Finally, you can **Practice** applying these tips and strategies by completing the exercises that follow, and checking your answers using the **Answer Key**, available at the end of each unit.

In the case of the extended speaking and writing questions, you can listen to/read a few **Sample Answers**, along with an analysis of the response and the DET score range that it fits.

Remember, there are more questions for practice in the Sample Questions book. You can also take the 30-minute practice test for free, as many times as you like, on the Duolingo English Test website.



## Test Comparison Guide

Differences between the DET, IELTS, TOEFL and PTE for English language testing trainers and counselors



### Overview

Tests		IELTS™	*toefl	 Pearson   PTE
Cost	\$70	\$200-300	\$200-300	\$200-300
Duration	About 1 hour	2 hours 45 minutes	2 hours 30 minutes	2 hours
Registration	No fixed test dates or times. No prior registration required.	Test dates and times are fixed. Registration must be done in advance.	Test dates and times are fixed. Registration must be done in advance.	Test dates and times are fixed. Registration must be done in advance.
Accessibility	The test can be taken at home or any other location with a stable connection. Test takers may find it less stressful as they can take the test in a place where they feel relaxed and comfortable.	The test can only be taken at specified test centers.	The test can be taken at home or at specified test centers.	The test can be taken at specified test centers. The 'at-home' version of the test is not accepted for visas in some countries.
Results	2 days	Up to 2 weeks	8 days	Between 2-5 days
Sharing scores	Scores can be sent to an unlimited number of schools, for free. Students do not need to select the schools they'll share scores with, in advance.	Scores can be sent to 5 schools for free. Additional score reports can be shared for a cost of INR 250 per additional university.	Scores can be sent to 4 schools for free. Additional score reports can be shared for a cost of around INR 2,000 per additional university.	Scores can be sent to an unlimited number of schools, for free.
Practice	The practice test available on the DET website can be taken on a desktop or mobile phone an unlimited number of times, for free.	Limited free practice materials	The practice test available on the TOEFL website can be taken an unlimited number of times, for free.	Limited free practice materials
Skills assessed	Speaking, Listening, Reading, Writing	Speaking, Listening, Reading, Writing	Speaking, Listening, Reading, Writing	Speaking, Listening, Reading, Writing
Sections	2 (mixed language skills + speaking and writing samples)	4 (reading + listening + writing + speaking)	4 (reading + listening + writing + speaking)	3 (speaking & writing + reading + listening)



## Speaking

Tests		IELTS™	*toefl	 Pearson   PTE
Format	<p>There are 2 formats:</p> <ul style="list-style-type: none"> <li>Respond to an audio, visual or written prompt</li> <li>Read Aloud</li> </ul>	<p>There is an interview in 3 parts:</p> <ul style="list-style-type: none"> <li>General questions on familiar topics</li> <li>Extended speaking in response to a topic</li> <li>Discussion with the examiner</li> </ul>	<p>There are 2 formats:</p> <ul style="list-style-type: none"> <li>Independent question that asks for an opinion</li> <li>Integrated question where the test taker speaks in response to a prompt that involves both reading and listening</li> </ul>	<p>There are multiple different question formats:</p> <ul style="list-style-type: none"> <li>Read Aloud</li> <li>Repeat Sentence</li> <li>Describe Image</li> <li>Re-tell Lecture</li> <li>Answer Short Question</li> </ul>
Timing	Up to 11 minutes	40 minutes	36 minutes	30-43 minutes

## Writing



Tests		IELTS™	*toefl	 Pearson   PTE
Format	<p>2 question formats:</p> <ul style="list-style-type: none"> <li>Respond to a visual or written prompt</li> <li>Summarize the Conversation</li> </ul>	<p>2 question formats:</p> <ul style="list-style-type: none"> <li>Report or Letter</li> <li>Discursive essay</li> </ul>	<p>2 question formats:</p> <ul style="list-style-type: none"> <li>Integrated writing task</li> <li>Writing for an Academic Discussion task</li> </ul>	<p>2 question formats:</p> <ul style="list-style-type: none"> <li>Summary task</li> <li>Essay</li> </ul>
Timing	Up to 19 minutes	60 minutes	30 minutes	30 minutes
Time per question	Maximum 5 minutes per question	20 minutes for Task 1 and 40 minutes for Task 2	20 minutes for Integrated writing and 10 minutes for Academic Discussion	10 minutes for Summary Task 1 and 20 minutes for Essay


## Reading

Tests		IELTS™	*toefl	 Pearson   PTE
Question types	<p>8 question types:</p> <ul style="list-style-type: none"> <li>Read and Select</li> <li>Fill in the Blanks</li> <li>Read and Complete</li> <li>Complete the Sentences</li> <li>Complete the Passage</li> <li>Highlight the Answer</li> <li>Identify the Idea</li> <li>Title the Passage</li> </ul>	<p>14 question types:</p> <ul style="list-style-type: none"> <li>Matching Headings</li> <li>Matching Features</li> <li>Matching Paragraph</li> <li>True/False/Not Given</li> <li>Multiple Choice</li> <li>Sentence Completion</li> <li>Short Answer</li> <li>Diagram Completion</li> <li>Match Sentence Endings</li> <li>Flow-chart Completion</li> <li>Table Completion</li> <li>Summary Completion</li> <li>Choose a Title</li> <li>List of Options</li> </ul>	<p>7 question types:</p> <ul style="list-style-type: none"> <li>Vocabulary</li> <li>Rhetorical Purpose</li> <li>Factual Information</li> <li>Negative Factual Information</li> <li>Sentence Simplification</li> <li>Insert Text</li> <li>Prose Summary</li> </ul>	<p>5 question types:</p> <ul style="list-style-type: none"> <li>Fill in the Blanks</li> <li>Multiple Choice</li> <li>Multiple Answer</li> <li>Re-order Paragraphs</li> <li>Single Answer</li> </ul>

<b>Timing</b>	28-38 minutes	60 minutes	35 minutes	30 minutes
<b>Length</b>	Passages are less than 150 words long.	Passages are around 700 - 1000 words long.	Passages are around 700 words long.	Passages are up to 300 words long.

# Listening

Tests		IELTS™	*toefl	 Pearson   PTE
<b>Question types</b>	<b>2 question types:</b> <ul style="list-style-type: none"> <li>• Listen and Respond</li> <li>• Listen and Type</li> </ul>	<b>10 question types:</b> <ul style="list-style-type: none"> <li>• Matching</li> <li>• Multiple Choice</li> <li>• Note Completion</li> <li>• Form Completion</li> <li>• Table Completion</li> <li>• Sentence Completion</li> <li>• Summary Completion</li> <li>• Short Answer Questions</li> <li>• Map &amp; Plan Labeling</li> <li>• Diagram &amp; Flow Chart Completion</li> </ul>	<b>7 question types</b> <ul style="list-style-type: none"> <li>• Gist-Content and Gist-Purpose</li> <li>• Detail</li> <li>• Function</li> <li>• Attitude</li> <li>• Organization</li> <li>• Connecting Content</li> <li>• Inference</li> </ul>	<b>8 question types:</b> <ul style="list-style-type: none"> <li>• Summarize Spoken Text</li> <li>• Multiple Choice, Multiple Answers</li> <li>• Fill in the Blanks</li> <li>• Highlight Correct Summary</li> <li>• Multiple Choice, Single Answer</li> <li>• Select Missing Word</li> <li>• Highlight Incorrect Words</li> <li>• Write from Dictation</li> </ul>
<b>Timing</b>	14-17 minutes	40 minutes	36 minutes	30-43 minutes
<b>Length of audio</b>	5-30 seconds	3-4 minutes	3-5 minutes	60-90 seconds







# duolingo english test

## Understanding The Rules



### Requirements

✓ **Valid ID:** You must present your physical ID. Photocopies and digital images are not accepted.

- **For India:** passport only.
- **For China:** passport or government photo ID.
- **For others:** check which IDs are accepted in your country by logging on to [englishtest.duolingo.com/ids](https://englishtest.duolingo.com/ids).

✓ **Computer or laptop with a front-facing camera, microphone, and speakers:**

- If your computer doesn't have an inbuilt camera, you can use a **USB camera**.
- Stay in **full screen mode**.
- Keep your mouse cursor **within the test window** at all times.
- **Disconnect secondary monitors**.
- **Use only one keyboard and one mouse.** You may use an external keyboard and/or mouse, but you **may not switch between multiple keyboards and/or mice**.

✓ **Secondary phone camera:**

- You will need to **use your smartphone camera to record your keyboard and computer screen** during the test.
- The phone should be **fully charged or plugged into a charger throughout the test**.
- Turn on **Do Not Disturb** and make sure none of your contacts are set to bypass Do Not Disturb.
- Lean your phone against any heavy object to the left or right of your computer. **Placing the phone horizontally will be most stable.**

✓ **Stable internet connection:**

- We recommend using a **wired internet connection instead of Wi-Fi**.
- Your internet connection should be stable during the test.

✓ **Quiet, private, and well-lit room:**

- You must be **alone in the room** and have no interruptions or disturbances.



### What to avoid

✗ **Do not look away from the screen:**

- However, you may look down at your keyboard to type answers during writing questions.

✗ **Do not get any external assistance. This includes:**

- Any software, programs or browser extensions on your computer.  
**Tip: Restart your computer and quit all applications before you start.**
- Dictionaries, translators or other devices.
- Seeking help or assistance from someone else.

✗ **Do not cover your face, ears or mouth:**

- Your face should be **well-lit**, and **within the camera frame**.
- **Do not wear headphones or earbuds.**
- Keep your **ears, eyes, and mouth visible** and uncovered throughout the test.
- **Do not speak until instructed** to speak.

✗ **Do not memorize answers from other sources:**

- Your **answers should relate to the questions** and be in your own words.
- Do not save or record test questions.

✗ **Do not take notes.**

- Keep your non-required phones, and other devices (tablets, smart watches, etc.) along with **notepads and any other writing materials away from you**.

✗ **Do not sign up for multiple accounts to take the test**

- Results from secondary accounts will not be certified.



## Test Policies

- You have 21 days to take the test after purchasing.  
If you purchase a 2-test bundle, you have an additional 21 days after you receive a result for the first test to take the second test.
- You may purchase up to 3 tests in any 30 day period.



Scan for  
Video Tips & Rules

## Consequences of breaking the rules






If you break any of the rules of the Duolingo English Test, Duolingo reserves the right to not certify your test results, or to invalidate any previously certified results, without providing a refund. Depending on the extent of the violation, you may also be permanently banned from taking the Duolingo English Test again.



## Test Flow

Flow	Question Type	Timings	Frequency	Description
Initial Comprehension	 Read and Select*	5 seconds	1 set of 15-18 words	Read each word and decide if it is a real English word or not.
	 Fill in the Blanks*	20 seconds	1 set of 6-9 sentences	Fill in the missing letters to complete the unfinished word in each sentence.
Comprehension	 Read Aloud*	20 seconds	3-6	A written sentence will appear on the screen. Read this aloud clearly within the time limit.
	 Listen and Type*	1 minute	6-9	Listen to a sentence and transcribe it.
	 Read and Complete*	3 minutes	3-6	Type in the missing letters to complete the unfinished words in each passage.
Interactive Comprehension	 Interactive Reading*	7 or 8 minutes for all six questions	2 sets of 6 questions	Read a text and answer a series of questions about it.
	 Interactive Listening* (Listen and Respond)	4 minutes	2 sets of 5-6 questions	Listen to a student or professor and choose the best response.
	 Interactive Listening* (Summarize the Conversation)	75 seconds	2, one following each set of questions	Write a summary about the conversation.
Production	 Write About the Photo	1 minute	3	Look at a photo and write a description of it.
	 Interactive Writing	8 minutes for both questions (30 seconds preparation for Step 1)	1 set of 2 questions	Write an answer to a question, then respond to a follow-up question by expanding on your initial answer.

\*Adaptive question types

Flow	Question Type	Timings	Frequency	Description
Production	 Listen, Then Speak	90 seconds (20 seconds preparation)	2	Listen to a question and speak in response.
	 Speak About the Photo	90 seconds (20 seconds preparation)	1	Look at a photo and describe it.
	 Read, Then Speak	90 seconds (20 seconds preparation)	1	Read a question and speak in response.
Shared Samples	 Writing Sample	5 minutes	1	Read a question and write at length in response.
	 Speaking Sample	3 minutes (30 seconds preparation)	1	Read a question and speak at length in response.



Reading



Listening



Writing



Speaking

